

Signify Classified - Internal
Cooper Lighting Solutions Photometric Lab
1121 Highway 74 South
Peachtree City, GA 30269



Scaled data based on original data using
LM-79-08 Approved Method: Electrical and Photometric Measurements of Solid-
State Lighting Products

Test Report Prepared for
Cooper Lighting Solutions
(formerly Eaton)

Brand: STREETWORKS

Report Number: P867598

Luminaire Tested: **MEM2-HTN-SA-70-750-U-T2U-HSS**

Issue Date: 08/21/2024

Test Information

Test Method: LM-79-08
Report Number: P867598
Test Lab: INNOVATION CENTER(G3)
Issue Date: 08/21/2024
Manufacturer: COOPER LIGHTING SOLUTIONS (FORMERLY EATON)
Product Line: STREETWORKS
Catalog Number: MEM2-HTN-SA-70-750-U-T2U-HSS
Description: EPIC MODERN TALL HOUSING DISCRETE LED ARRAYS 70W 70CRI 5000K
FIXTURE w/ TYPE II URBAN DISTRIBUTION OPTIC AND HOUSE SIDE SHIELD
Light Source: (20) 5000K CCT, 70 CRI LEDS
Ballast/Driver: ELECTRONIC DRIVER

Summary

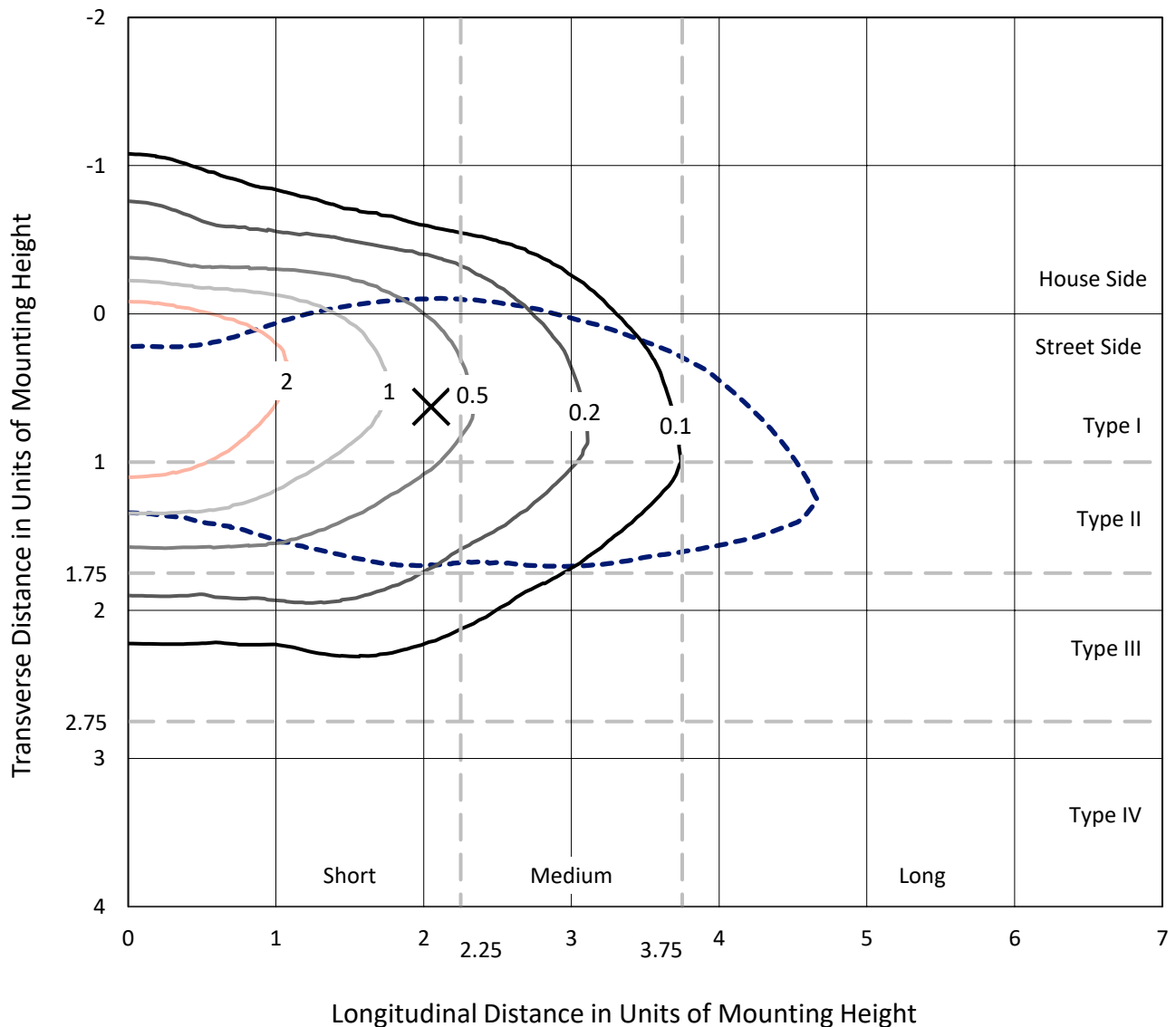
Lumens per Lamp: N/A
Luminaire Lumens: 6247.9 lumens
Efficiency: N/A
Efficacy: 102.4 lumens/watt
Luminous Opening: Rectangular (W 0.67' x L: 0.33' x H: 0')
IES Classification: Type II - Short
BUG Rating: B1 - U0 - G1

Input Watts (W): 61
Input Voltage (V): 120
Input Current (A_{in}): NR
Voltage Rise (V): NR
Power Factor: 0.99
Total Harmonic Distortion (THDi): 9.89%
Frequency (hertz): 60
Stabilization Time: NR
Operation Time: NR
Ambient Temperature (°C): NR
Test Distance: 24 FT

REPORT NUMBER: P867598
 CATALOG NUMBER: MEM2-HTN-SA-70-750-U-T2U-HSS

Iso-Footcandle Lines of Horizontal Illumination

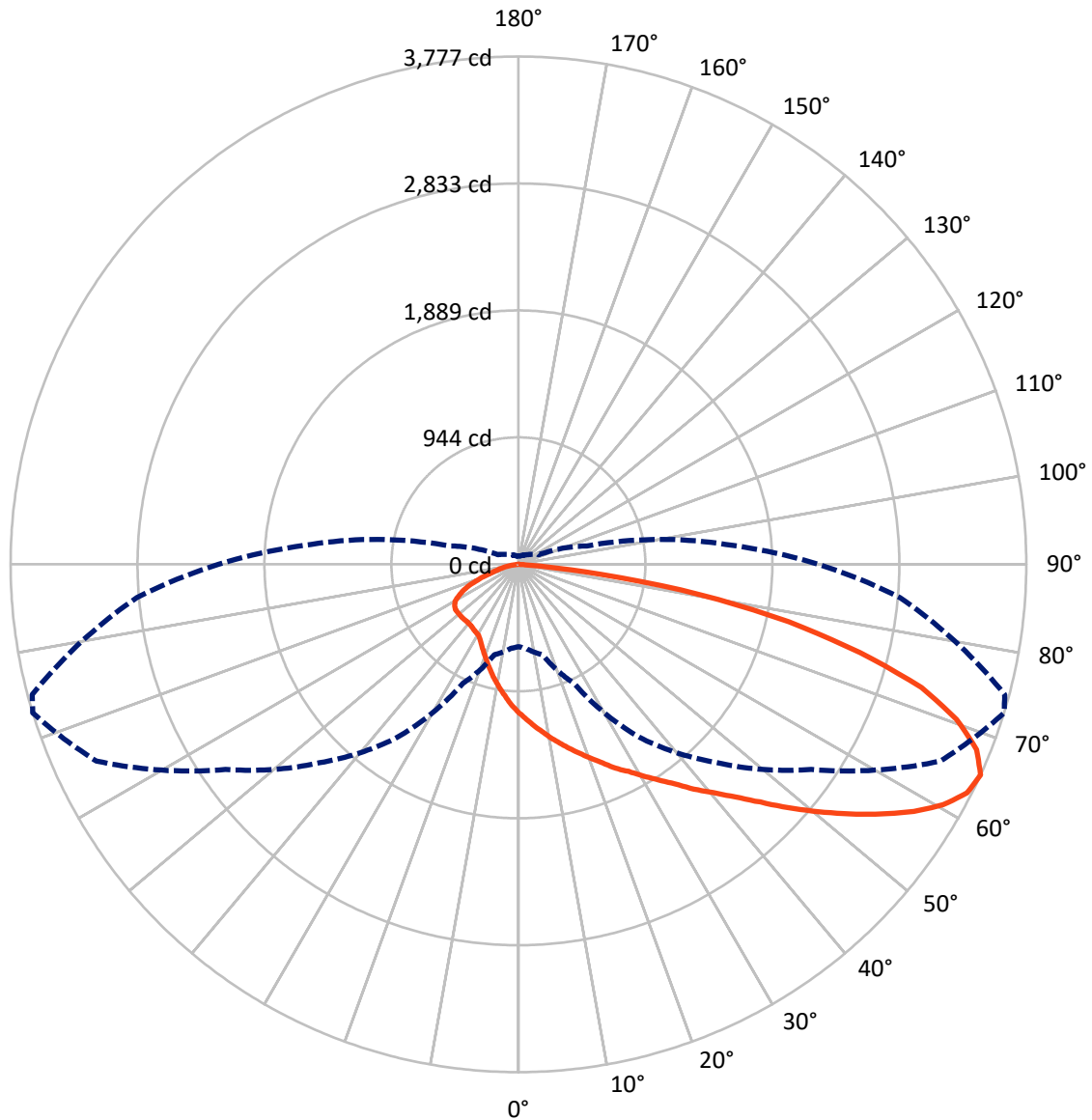
× Max cd
 - - - 1/2 Max cd



Based on 20 foot mounting height. Maximum calculated value = 4.5 fc
 Type II - Short - N/A

REPORT NUMBER: P867598
CATALOG NUMBER: MEM2-HTN-SA-70-750-U-T2U-HSS

Luminous Intensity Polar Plot



— Vertical Plane Through 73-Deg Lateral - - - Horizontal Cone Through 65-Deg Vertical

REPORT NUMBER: P867598
 CATALOG NUMBER: MEM2-HTN-SA-70-750-U-T2U-HSS

FLUX DISTRIBUTION:

		Downward	Upward	Total
House Side	Lumens	908.5	0.0	908.5
	% Fixture	14.5	0.0	14.5
Street Side	Lumens	5339.3	0.0	5339.3
	% Fixture	85.5	0.0	85.5
Total	Lumens	6247.9	0.0	6247.9
	% Fixture	100.0	0.0	100.0

Coefficient of Utilization

ZONAL LUMENS:

Zone	Lumens	% Fixture
0°-10°	107.0	1.7
10°-20°	325.2	5.2
20°-30°	544.6	8.7
30°-40°	821.4	13.1
40°-50°	1160.7	18.6
50°-60°	1306.0	20.9
60°-70°	1171.1	18.7
70°-80°	712.3	11.4
80°-90°	99.7	1.6
90°-100°	0.0	0.0
100°-110°	0.0	0.0
110°-120°	0.0	0.0
120°-130°	0.0	0.0
130°-140°	0.0	0.0
140°-150°	0.0	0.0
150°-160°	0.0	0.0
160°-170°	0.0	0.0
170°-180°	0.0	0.0
0°-90°	6247.9	100.0
0°-180°	6247.9	100.0



REPORT NUMBER: P867598

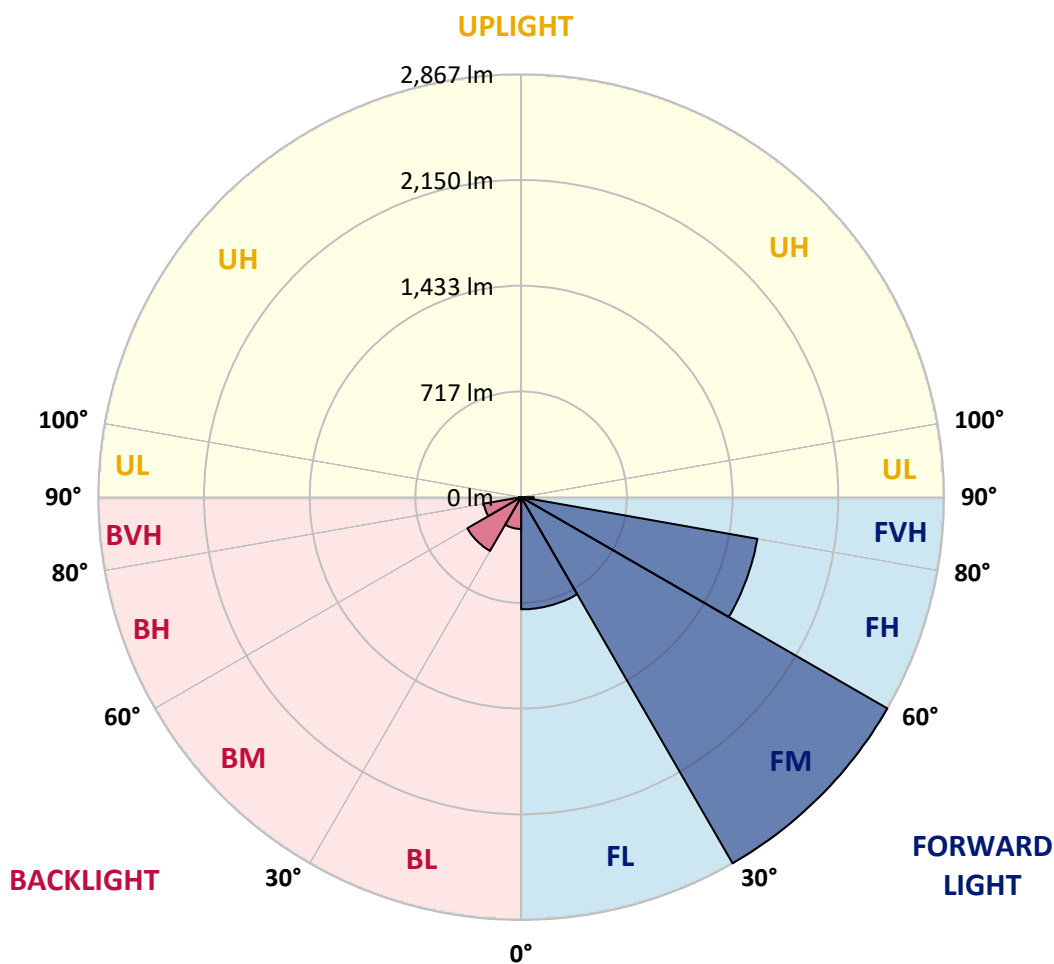
CATALOG NUMBER: MEM2-HTN-SA-70-750-U-T2U-HSS

LUMINAIRE CLASSIFICATION SYSTEM LUMEN TABLE AND BUG RATING:

Zone	Lumens	% Fixture	Zone Rating/Lumen Limit		
			B	U	G
FL (0°-30°)	760.9	12.2			
FM (30°-60°)	2866.8	45.9			
FH (60°-80°)	1626.1	26.0			G1/1800
FVH (80°-90°)	85.6	1.4			G1/100
BL (0°-30°)	215.8	3.5	B1/500		
BM (30°-60°)	421.3	6.7	B1/1000		
BH (60°-80°)	257.3	4.1	B1/500		G1/500
BVH (80°-90°)	14.1	0.2			G1/100
UL (90°-100°)	0.0	0.0		U0/0	
UH (100°-180°)	0.0	0.0		U0/0	

BUG Rating: B1-U0-G1

Type II Short





REPORT NUMBER: P867598

CATALOG NUMBER: MEM2-HTN-SA-70-750-U-T2U-HSS

CANDELA DISTRIBUTION (FULL):

	0°	5°	15°	25°	35°	45°	55°	65°	73°	75°	85°
0°	1108.4	1108.4	1108.4	1108.4	1108.4	1108.4	1108.4	1108.4	1108.4	1108.4	1108.4
2.5°	1279.3	1272.0	1261.0	1251.8	1235.2	1213.2	1194.8	1170.9	1154.3	1148.8	1124.9
5°	1465.0	1455.8	1442.9	1420.9	1376.8	1351.0	1303.2	1248.1	1204.0	1194.8	1139.6
7.5°	1656.1	1652.5	1623.1	1590.0	1536.7	1479.7	1406.2	1319.8	1255.4	1240.7	1156.2
10°	1817.9	1801.4	1784.8	1753.6	1696.6	1615.7	1520.1	1400.6	1310.6	1286.7	1172.7
12.5°	1915.3	1909.8	1895.1	1858.3	1803.2	1733.3	1619.4	1479.7	1363.9	1330.8	1189.3
15°	1987.0	1992.5	1977.8	1953.9	1896.9	1830.8	1720.5	1562.4	1420.9	1382.3	1207.6
17.5°	2055.0	2051.3	2049.5	2021.9	1970.5	1904.3	1792.2	1630.4	1477.9	1435.6	1226.0
20°	2093.6	2095.5	2091.8	2080.8	2031.1	1966.8	1862.0	1711.3	1540.3	1492.6	1249.9
22.5°	2113.8	2121.2	2128.5	2126.7	2086.3	2036.6	1928.2	1775.6	1604.7	1555.1	1279.3
25°	2126.7	2132.2	2148.8	2170.8	2134.1	2093.6	2001.7	1852.8	1680.0	1623.1	1314.3
27.5°	2137.7	2145.1	2165.3	2198.4	2169.0	2145.1	2066.0	1919.0	1744.4	1692.9	1354.7
30°	2209.4	2218.6	2218.6	2235.2	2202.1	2196.6	2137.7	1998.0	1825.3	1770.1	1406.2
32.5°	2398.7	2380.4	2347.3	2330.7	2251.7	2253.5	2207.6	2077.1	1911.6	1856.5	1470.5
35°	2562.3	2562.3	2521.9	2468.6	2341.8	2316.0	2288.5	2181.9	2005.4	1952.1	1555.1
37.5°	2720.4	2722.3	2680.0	2634.0	2488.8	2396.9	2382.2	2282.9	2121.2	2058.7	1643.3
40°	2819.7	2830.7	2819.7	2784.8	2645.1	2538.4	2474.1	2396.9	2231.5	2183.7	1744.4
42.5°	2836.2	2858.3	2898.7	2909.7	2759.0	2665.3	2591.8	2514.6	2363.8	2310.5	1860.2
45°	2793.9	2801.3	2891.4	2904.2	2843.6	2766.4	2716.7	2652.4	2521.9	2476.0	1988.8
47.5°	2678.1	2663.4	2694.7	2806.8	2830.7	2827.0	2839.9	2808.7	2705.7	2646.9	2130.4
50°	2430.0	2435.5	2536.6	2672.6	2755.3	2849.1	2931.8	2966.7	2891.4	2832.5	2282.9
52.5°	1977.8	2003.6	2196.6	2518.2	2661.6	2834.4	2998.0	3115.6	3084.4	3027.4	2433.7
55°	1624.9	1663.5	1856.5	2270.1	2532.9	2762.7	3036.6	3271.9	3277.4	3233.3	2571.5
57.5°	1272.0	1303.2	1507.3	1885.9	2349.1	2650.6	3042.1	3406.0	3468.5	3417.1	2692.8
60°	996.3	1018.3	1137.8	1571.6	2123.0	2490.7	3001.7	3512.7	3630.3	3591.7	2797.6
62.5°	755.5	772.0	878.6	1242.6	1845.5	2303.2	2865.6	3551.3	3744.3	3707.5	2856.4
65°	612.1	626.8	696.6	976.0	1571.6	2086.3	2659.8	3463.0	3777.3	3744.3	2849.1
67.5°	500.0	505.5	562.5	761.0	1329.0	1841.8	2358.3	3233.3	3676.2	3674.4	2764.5
70°	404.4	419.1	466.9	606.6	1104.7	1560.6	2007.2	2873.0	3457.5	3475.9	2595.4
72.5°	343.7	347.4	389.7	501.8	900.7	1266.5	1661.7	2457.6	3135.8	3150.5	2330.7
75°	290.4	295.9	327.2	406.2	731.6	1005.5	1336.3	1985.2	2624.8	2687.3	1963.1
77.5°	250.0	251.8	273.9	334.5	520.2	755.5	979.7	1488.9	2055.0	2099.1	1542.2
80°	196.7	200.4	224.3	264.7	362.1	490.8	676.4	1018.3	1373.1	1422.7	1067.9
82.5°	91.9	102.9	108.4	145.2	189.3	242.6	319.8	424.6	621.3	619.4	498.1
85°	9.2	7.4	7.4	11.0	16.5	16.5	20.2	23.9	47.8	57.0	44.1
87.5°	0.0	0.0	0.0	1.8	3.7	3.7	3.7	5.5	5.5	5.5	5.5
90°	0.0	0.0	0.0	0.0	0.0	0.0	0.0	0.0	0.0	0.0	0.0



REPORT NUMBER: P867598

CATALOG NUMBER: MEM2-HTN-SA-70-750-U-T2U-HSS

CANDELA DISTRIBUTION (continued):

	90°	95°	105°	115°	125°	135°	145°	155°	165°	175°	180°
0°	1108.4	1108.4	1108.4	1108.4	1108.4	1108.4	1108.4	1108.4	1108.4	1108.4	1108.4
2.5°	1113.9	1097.4	1067.9	1040.4	1022.0	1007.3	983.4	968.7	957.7	943.0	941.1
5°	1110.2	1080.8	1022.0	972.4	924.6	884.1	841.9	816.1	788.6	775.7	786.7
7.5°	1113.9	1066.1	974.2	898.8	827.2	762.8	707.7	672.8	647.0	634.2	636.0
10°	1115.7	1053.2	933.8	829.0	737.1	661.7	599.2	551.4	520.2	512.8	503.6
12.5°	1112.1	1036.7	893.3	761.0	650.7	568.0	494.5	457.7	426.4	411.7	411.7
15°	1115.7	1023.8	851.1	698.5	573.5	477.9	415.4	375.0	356.6	343.7	345.6
17.5°	1115.7	1012.8	810.6	637.8	498.1	409.9	352.9	319.8	301.5	294.1	292.3
20°	1128.6	1003.6	772.0	580.8	432.0	349.2	303.3	277.6	262.9	255.5	251.8
22.5°	1137.8	996.3	737.1	525.7	376.8	305.1	266.5	242.6	231.6	227.9	227.9
25°	1154.3	994.4	705.8	472.4	332.7	272.0	237.1	218.7	209.5	205.9	205.9
27.5°	1178.2	998.1	676.4	426.4	299.6	239.0	213.2	198.5	193.0	191.2	189.3
30°	1213.2	1014.6	658.0	391.5	268.4	218.7	194.8	185.7	182.0	180.1	180.1
32.5°	1259.1	1044.1	650.7	373.1	250.0	202.2	182.0	174.6	170.9	170.9	169.1
35°	1316.1	1077.1	645.2	356.6	237.1	191.2	172.8	165.4	163.6	163.6	163.6
37.5°	1384.1	1112.1	636.0	345.6	229.8	182.0	165.4	158.1	158.1	158.1	158.1
40°	1459.5	1163.5	634.2	338.2	224.3	176.5	158.1	150.7	150.7	150.7	150.7
42.5°	1544.0	1218.7	632.3	332.7	220.6	172.8	150.7	143.4	143.4	143.4	143.4
45°	1647.0	1288.5	636.0	329.0	220.6	169.1	145.2	136.0	134.2	134.2	134.2
47.5°	1748.1	1354.7	639.7	325.3	216.9	163.6	137.9	128.7	126.8	125.0	125.0
50°	1856.5	1422.7	639.7	321.7	213.2	158.1	132.3	119.5	117.6	115.8	115.8
52.5°	1963.1	1479.7	641.5	316.2	204.0	148.9	123.2	112.1	108.4	106.6	104.8
55°	2066.0	1540.3	643.3	307.0	193.0	139.7	117.6	104.8	99.3	95.6	95.6
57.5°	2143.3	1590.0	634.2	288.6	178.3	130.5	108.4	95.6	88.2	84.6	84.6
60°	2216.8	1621.2	617.6	261.0	163.6	121.3	101.1	86.4	79.0	75.4	75.4
62.5°	2246.2	1626.7	579.0	213.2	145.2	112.1	91.9	79.0	73.5	71.7	71.7
65°	2229.6	1602.8	527.5	169.1	128.7	101.1	84.6	73.5	66.2	60.7	60.7
67.5°	2139.6	1520.1	457.7	134.2	112.1	91.9	77.2	66.2	58.8	53.3	53.3
70°	1968.6	1387.8	356.6	106.6	97.4	80.9	69.8	60.7	53.3	47.8	47.8
72.5°	1716.8	1204.0	259.2	90.1	84.6	71.7	62.5	55.1	47.8	44.1	44.1
75°	1415.4	928.3	183.8	77.2	75.4	64.3	57.0	49.6	44.1	40.4	40.4
77.5°	1062.4	647.0	143.4	68.0	66.2	58.8	51.5	46.0	40.4	38.6	36.8
80°	707.7	400.7	108.4	51.5	49.6	46.0	42.3	38.6	33.1	29.4	29.4
82.5°	316.2	169.1	55.1	29.4	25.7	22.1	18.4	12.9	12.9	11.0	11.0
85°	33.1	22.1	11.0	7.4	7.4	5.5	5.5	5.5	3.7	3.7	3.7
87.5°	5.5	5.5	3.7	3.7	3.7	1.8	1.8	1.8	1.8	1.8	1.8
90°	0.0	0.0	0.0	0.0	0.0	0.0	0.0	0.0	0.0	0.0	0.0

LM-79-2019: Approved Method: Electrical and Photometric Measurements of Solid-
State Lighting Products

Report Prepared for

Cooper Lighting Solutions

Streetworks

Report Number: SP1-2407-157-6

Test Date: 08/07/2024

Luminaire Tested: MEM2-HTN-SA-40-750-U-5WQ-2

Data in this report applies to families of products including MEM2-HTN-SA-40-750-U-5WQ-2

Test Information

Test Method: LM-79-2019
 Report Number: SP1-2407-157-6
 Test Lab: COOPER LIGHTING SOLUTIONS
 Photometer: SP1 - 76IN SPHERE
 Measurement Geometry: 4π
 Issue Date: 08/20/2024
 Manufacturer: COOPER LIGHTING SOLUTIONS
 Product Line: Streetworks
 Catalog Number: **MEM2-HTN-SA-40-750-U-5WQ-2**
 Description: Epic Modern Light Square 40W 5WQ Optic and Flare Trim

Spectral Parameters

CCT (K): 5094
 CIE u': 0.2082
 CIE v': 0.4867
 Duv: 0.0032
 CIE x: 0.3430
 CIE y: 0.3564
 CIE z: 0.3006
 Peak Wavelength (nm): 451
 Dominant Wavelength (nm): 568
 Purity: 9.86439
 Rf: 73.7
 Rg: 93

CRI (Ra):	72.0		
R1:	68.6	R9:	-39.6
R2:	78.1	R10:	47.6
R3:	84.6	R11:	68.2
R4:	71.6	R12:	41.4
R5:	69.6	R13:	70.4
R6:	69.4	R14:	91.4
R7:	80.9	R15:	61.4
R8:	53.1		



Test Conditions

Stabilization Time: 20M
 Operation Time: 1H 20M
 Sphere Temperature (°C): 24.2

REPORT NUMBER: SP1-2407-157-6

Measurement and Test Equipment			
Instrument	Identification Number	Calibration Date	Calibration Due Date
Photometer	IN0058	6/18/2024	12/18/2024
Power Meter	INXT2011004	2/8/2024	2/8/2025
AC Power Source	IN0063	10/24/2023	10/24/2024
DC Power Source	IN0208	10/24/2023	10/24/2024
Sphere Thermometer	IN0085	10/24/2023	10/24/2024
Room Thermometer	IN0046	10/24/2023	10/24/2024

REPORT NUMBER: SP1-2407-157-6

CIE 1931 Chromaticity Diagram



CIE 1931 Chromaticity Diagram with 2017 ANSI 7-Step and 4-Step Quadrangles



Point lies inside the ANSI 5000K 4-step quadrangle

REPORT NUMBER: SP1-2407-157-6

Photopic Flux vs. Wavelength



Photopic Lumens: NR

λ (nm)	Power W [^] /nm	Lumens (φ/nm)	λ (nm)	Power W [^] /nm	Lumens (φ/nm)	λ (nm)	Power W [^] /nm	Lumens (φ/nm)	λ (nm)	Power W [^] /nm	Lumens (φ/nm)	λ (nm)	Power W [^] /nm	Lumens (φ/nm)
360	0	NR	490	114	NR	620	361	NR	750	9	NR	880	0	NR
365	0	NR	495	145	NR	625	326	NR	755	8	NR	885	0	NR
370	0	NR	500	197	NR	630	294	NR	760	7	NR	890	0	NR
375	0	NR	505	259	NR	635	261	NR	765	6	NR	895	0	NR
380	0	NR	510	319	NR	640	232	NR	770	5	NR	900	0	NR
385	0	NR	515	373	NR	645	204	NR	775	4	NR	905	0	NR
390	0	NR	520	414	NR	650	179	NR	780	4	NR	910	0	NR
395	1	NR	525	445	NR	655	157	NR	785	3	NR	915	0	NR
400	3	NR	530	465	NR	660	136	NR	790	3	NR	920	0	NR
405	5	NR	535	482	NR	665	118	NR	795	2	NR	925	0	NR
410	9	NR	540	493	NR	670	102	NR	800	2	NR	930	0	NR
415	18	NR	545	505	NR	675	87	NR	805	2	NR	935	0	NR
420	36	NR	550	515	NR	680	75	NR	810	2	NR	940	0	NR
425	72	NR	555	527	NR	685	65	NR	815	1	NR	945	0	NR
430	134	NR	560	540	NR	690	56	NR	820	1	NR	950	0	NR
435	242	NR	565	550	NR	695	48	NR	825	1	NR	955	0	NR
440	407	NR	570	557	NR	700	41	NR	830	1	NR	960	0	NR
445	684	NR	575	561	NR	705	35	NR	835	1	NR	965	0	NR
450	988	NR	580	559	NR	710	30	NR	840	1	NR	970	0	NR
455	828	NR	585	551	NR	715	26	NR	845	1	NR	975	0	NR
460	473	NR	590	537	NR	720	22	NR	850	1	NR	980	0	NR
465	333	NR	595	516	NR	725	19	NR	855	0	NR	985	0	NR
470	232	NR	600	491	NR	730	16	NR	860	0	NR	990	0	NR
475	146	NR	605	461	NR	735	14	NR	865	0	NR	995	0	NR
480	113	NR	610	429	NR	740	12	NR	870	0	NR	1000	0	NR
485	106	NR	615	395	NR	745	10	NR	875	0	NR			

REPORT NUMBER: SP1-2407-157-6

Scotopic Flux vs. Wavelength



Scotopic Lumens: NR

S/P: 1.81

λ (nm)	Power W [^] /nm	Lumens (φ/nm)	λ (nm)	Power W [^] /nm	Lumens (φ/nm)	λ (nm)	Power W [^] /nm	Lumens (φ/nm)	λ (nm)	Power W [^] /nm	Lumens (φ/nm)	λ (nm)	Power W [^] /nm	Lumens (φ/nm)
360	0	NR	490	114	NR	620	361	NR	750	9	NR	880	0	NR
365	0	NR	495	145	NR	625	326	NR	755	8	NR	885	0	NR
370	0	NR	500	197	NR	630	294	NR	760	7	NR	890	0	NR
375	0	NR	505	259	NR	635	261	NR	765	6	NR	895	0	NR
380	0	NR	510	319	NR	640	232	NR	770	5	NR	900	0	NR
385	0	NR	515	373	NR	645	204	NR	775	4	NR	905	0	NR
390	0	NR	520	414	NR	650	179	NR	780	4	NR	910	0	NR
395	1	NR	525	445	NR	655	157	NR	785	3	NR	915	0	NR
400	3	NR	530	465	NR	660	136	NR	790	3	NR	920	0	NR
405	5	NR	535	482	NR	665	118	NR	795	2	NR	925	0	NR
410	9	NR	540	493	NR	670	102	NR	800	2	NR	930	0	NR
415	18	NR	545	505	NR	675	87	NR	805	2	NR	935	0	NR
420	36	NR	550	515	NR	680	75	NR	810	2	NR	940	0	NR
425	72	NR	555	527	NR	685	65	NR	815	1	NR	945	0	NR
430	134	NR	560	540	NR	690	56	NR	820	1	NR	950	0	NR
435	242	NR	565	550	NR	695	48	NR	825	1	NR	955	0	NR
440	407	NR	570	557	NR	700	41	NR	830	1	NR	960	0	NR
445	684	NR	575	561	NR	705	35	NR	835	1	NR	965	0	NR
450	988	NR	580	559	NR	710	30	NR	840	1	NR	970	0	NR
455	828	NR	585	551	NR	715	26	NR	845	1	NR	975	0	NR
460	473	NR	590	537	NR	720	22	NR	850	1	NR	980	0	NR
465	333	NR	595	516	NR	725	19	NR	855	0	NR	985	0	NR
470	232	NR	600	491	NR	730	16	NR	860	0	NR	990	0	NR
475	146	NR	605	461	NR	735	14	NR	865	0	NR	995	0	NR
480	113	NR	610	429	NR	740	12	NR	870	0	NR	1000	0	NR
485	106	NR	615	395	NR	745	10	NR	875	0	NR			

REPORT NUMBER: SP1-2407-157-6

Melanopic Flux vs. Wavelength



Melanopic Lumens: NR

M/P: 3.73

λ (nm)	Power W [^] /nm	Lumens (φ/nm)	λ (nm)	Power W [^] /nm	Lumens (φ/nm)	λ (nm)	Power W [^] /nm	Lumens (φ/nm)	λ (nm)	Power W [^] /nm	Lumens (φ/nm)	λ (nm)	Power W [^] /nm	Lumens (φ/nm)
360	0	NR	490	114	NR	620	361	NR	750	9	NR	880	0	NR
365	0	NR	495	145	NR	625	326	NR	755	8	NR	885	0	NR
370	0	NR	500	197	NR	630	294	NR	760	7	NR	890	0	NR
375	0	NR	505	259	NR	635	261	NR	765	6	NR	895	0	NR
380	0	NR	510	319	NR	640	232	NR	770	5	NR	900	0	NR
385	0	NR	515	373	NR	645	204	NR	775	4	NR	905	0	NR
390	0	NR	520	414	NR	650	179	NR	780	4	NR	910	0	NR
395	1	NR	525	445	NR	655	157	NR	785	3	NR	915	0	NR
400	3	NR	530	465	NR	660	136	NR	790	3	NR	920	0	NR
405	5	NR	535	482	NR	665	118	NR	795	2	NR	925	0	NR
410	9	NR	540	493	NR	670	102	NR	800	2	NR	930	0	NR
415	18	NR	545	505	NR	675	87	NR	805	2	NR	935	0	NR
420	36	NR	550	515	NR	680	75	NR	810	2	NR	940	0	NR
425	72	NR	555	527	NR	685	65	NR	815	1	NR	945	0	NR
430	134	NR	560	540	NR	690	56	NR	820	1	NR	950	0	NR
435	242	NR	565	550	NR	695	48	NR	825	1	NR	955	0	NR
440	407	NR	570	557	NR	700	41	NR	830	1	NR	960	0	NR
445	684	NR	575	561	NR	705	35	NR	835	1	NR	965	0	NR
450	988	NR	580	559	NR	710	30	NR	840	1	NR	970	0	NR
455	828	NR	585	551	NR	715	26	NR	845	1	NR	975	0	NR
460	473	NR	590	537	NR	720	22	NR	850	1	NR	980	0	NR
465	333	NR	595	516	NR	725	19	NR	855	0	NR	985	0	NR
470	232	NR	600	491	NR	730	16	NR	860	0	NR	990	0	NR
475	146	NR	605	461	NR	735	14	NR	865	0	NR	995	0	NR
480	113	NR	610	429	NR	740	12	NR	870	0	NR	1000	0	NR
485	106	NR	615	395	NR	745	10	NR	875	0	NR			

Summary

$R_f = 73.7$
 $R_g = 93$
 $CIE R_a = 72.0$
 $R_9 = -39.6$



Color Vector Graphics



Individual Sample Fidelity Index ($R_{f,i}$)

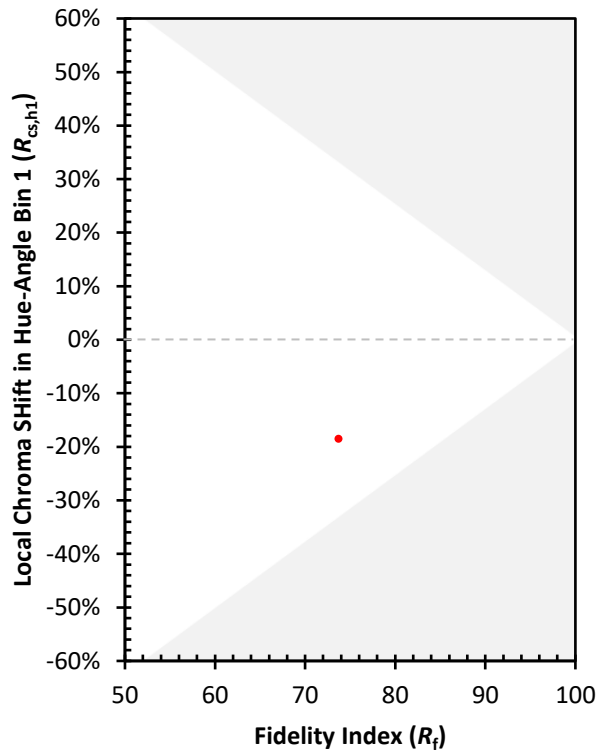
CES01 = 85	CES26 = 62	CES51 = 90	CES76 = 50
CES02 = 59	CES27 = 88	CES52 = 89	CES77 = 67
CES03 = 30	CES28 = 80	CES53 = 79	CES78 = 53
CES04 = 69	CES29 = 69	CES54 = 84	CES79 = 80
CES05 = 46	CES30 = 88	CES55 = 83	CES80 = 77
CES06 = 50	CES31 = 72	CES56 = 74	CES81 = 78
CES07 = 38	CES32 = 62	CES57 = 73	CES82 = 90
CES08 = 38	CES33 = 82	CES58 = 73	CES83 = 90
CES09 = 29	CES34 = 69	CES59 = 86	CES84 = 85
CES10 = 72	CES35 = 83	CES60 = 88	CES85 = 77
CES11 = 56	CES36 = 87	CES61 = 82	CES86 = 75
CES12 = 61	CES37 = 78	CES62 = 81	CES87 = 76
CES13 = 41	CES38 = 98	CES63 = 73	CES88 = 81
CES14 = 74	CES39 = 96	CES64 = 63	CES89 = 72
CES15 = 70	CES40 = 91	CES65 = 60	CES90 = 80
CES16 = 46	CES41 = 96	CES66 = 56	CES91 = 71
CES17 = 49	CES42 = 79	CES67 = 53	CES92 = 58
CES18 = 55	CES43 = 78	CES68 = 63	CES93 = 74
CES19 = 71	CES44 = 99	CES69 = 72	CES94 = 52
CES20 = 63	CES45 = 86	CES70 = 55	CES95 = 64
CES21 = 85	CES46 = 85	CES71 = 46	CES96 = 76
CES22 = 77	CES47 = 89	CES72 = 82	CES97 = 86
CES23 = 91	CES48 = 80	CES73 = 45	CES98 = 76
CES24 = 90	CES49 = 83	CES74 = 90	CES99 = 62
CES25 = 71	CES50 = 89	CES75 = 48	



Color Rendition by Hue-Angle Bin



Measure Comparisons



(END OF REPORT)